



# **Delhi International School Rohini**

**HOLIDAY HOMEWORK  
2018**

**Kindergarten**

**NAME :** \_\_\_\_\_

**CLASS:** \_\_\_\_\_



**ENJOY  
YOUR  
SUMMER**



Dear Parent,

Summer vacation brings excitement for children. At this time the child explores a lot of things and places. During this exploration, children come up with a lot of questions that show their curiosity, to nurture this curiosity by listening and appreciating your child's questions.

We heartily wish that these vacation will bring lots of freshness, wonderful experiences, positivity and memorable moments to our little minds. As it is said 'we worry about what a child will become tomorrow yet we forget he is someone today'. So keeping this view in mind, we have designed this activity based home assignment, which aims to observe how far the children have understood the concepts already taught in the class, also to develop their understanding by exploring the world around them.

While the child works on the given tasks, support her/him in such a manner that it builds responsibility and ownership towards the task. DO NOT DO the task. This kind of support will make your child feel empowered.

- Encourage your ward to wake up early in the morning. Encourage him/her to greet the elders Good Morning and Good Night.
- Facilitate the usage of sentences like : May I go to the washroom, May I quench My thirst etc.
- Inculcate the habit of using Please, Sorry, Thank You in your ward and try to converse in English with your child (small sentences).
- Take your child for an outing at least once a week.
- Encourage your child to drink lots of water, eat fresh fruits and green vegetables to beat the heat. Avoid giving him/her junk food.
- Encourage your child in learning skills like tying up of shoe lace, putting on socks, dressing & undressing himself/herself, folding apron & napkin.
- Encourage your child to do free hand colouring & drawing.
- Interact with your ward vocally as well as through body language, whenever together – be it a market, on road, in the multiplex, while travelling in any mode of transport etc. keep on answering their queries with full enthusiasm.
- Encourage your ward to learn the following lines on "MYSELF" to enhance his/her oratory skills :

1. My name is \_\_\_\_\_.
2. I am a boy/girl.
3. My father's name is \_\_\_\_\_.
4. My mother's name is \_\_\_\_\_.
5. My telephone number is \_\_\_\_\_.
6. My class teachers are \_\_\_\_\_.
7. My school's name is Delhi International School.
8. I study in \_\_\_\_\_.
9. My address is \_\_\_\_\_.

## **Make your ward practice the written work in the separate 3-in-1 notebook**

### **English**

- Written practice of a-z
- Reading practice of three letter words.
- Reading practice of sight words.

### **Math's**

- Written practice of numbers 1-70
- Provide some beads or kidney beans to the child and play a game with her/him. Ask him/her to throw the dice and pick up the beads corresponding to the number shown on that.

### **Hindi**

- Written practice of swar & vyanjan covered in the month of April-may.

### **Celebration Time**

#### **• Father's Day : 17<sup>th</sup> June 2018**

Cherish the bond with your child on Father's Day and make it special.

Help your child surprise his/her father by preparing a yummy chocolate fudge ( you can choose any other non fire dish that the father likes ! )

**Method :** Smear a bowl with chocolate sauce. Put a scoop of vanilla ice cream in it. Pour chocolate sauce in generous amount and top it up with chopped walnut & cashews. Enjoy the chilled fudge on the sunny summer day.

### **Story time**

- Reading storybooks enhances language and vocabulary development. Make bedtime reading a habit with your child. Select age appropriate books for your child ( with pictures and large text). While reading you can also try to modulate your voice according to the events in the story. This will create interest and an emotional bond with the characters of the story.

### **Fun time**

- Pretend play

Young children learn by imagining and doing. Have you ever watched your child picking up pencil box and pretend as if they are talking on the phone or walking with a stick to pretend as grandma ?

Child is using an object to represent something else while giving it action & motion.

- Pretend play helps in building the socio emotional, language and thinking skills in your child. She/he will also learn to be imaginative and creative through pretend –play.

Material Required : old duppattas, bindis, cap, pillows, shoes etc. (Available at home)

Do become part of your child's pretend play and enjoy hour of fun and play with your child.

- \* Click some pictures of activities and paste them in the scrapbook.

# **HAPPY HOLIDAYS**





# Time Recording Sheet

Write how many minutes each day you studied. If you don't study on a day. That's okay, just put a "X" in the box.

## Week 1

Saturday	Sunday	Monday	Tuesday	Wednesday	Thursday	Friday

## Week 2

Saturday	Sunday	Monday	Tuesday	Wednesday	Thursday	Friday

## Week 3


Saturday	Sunday	Monday	Tuesday	Wednesday	Thursday	Friday

## Week 4


Saturday	Sunday	Monday	Tuesday	Wednesday	Thursday	Friday

I am a...

Boy




Girl



➤ Colour the picture

# My Name is



Write your name in caterpillar

I have \_\_\_\_\_ letters in my name.

Draw or paste a picture of something that starts with first letter of your name :

A large empty rounded rectangle with a blue border, intended for a drawing or pasted picture. It occupies the bottom third of the page.



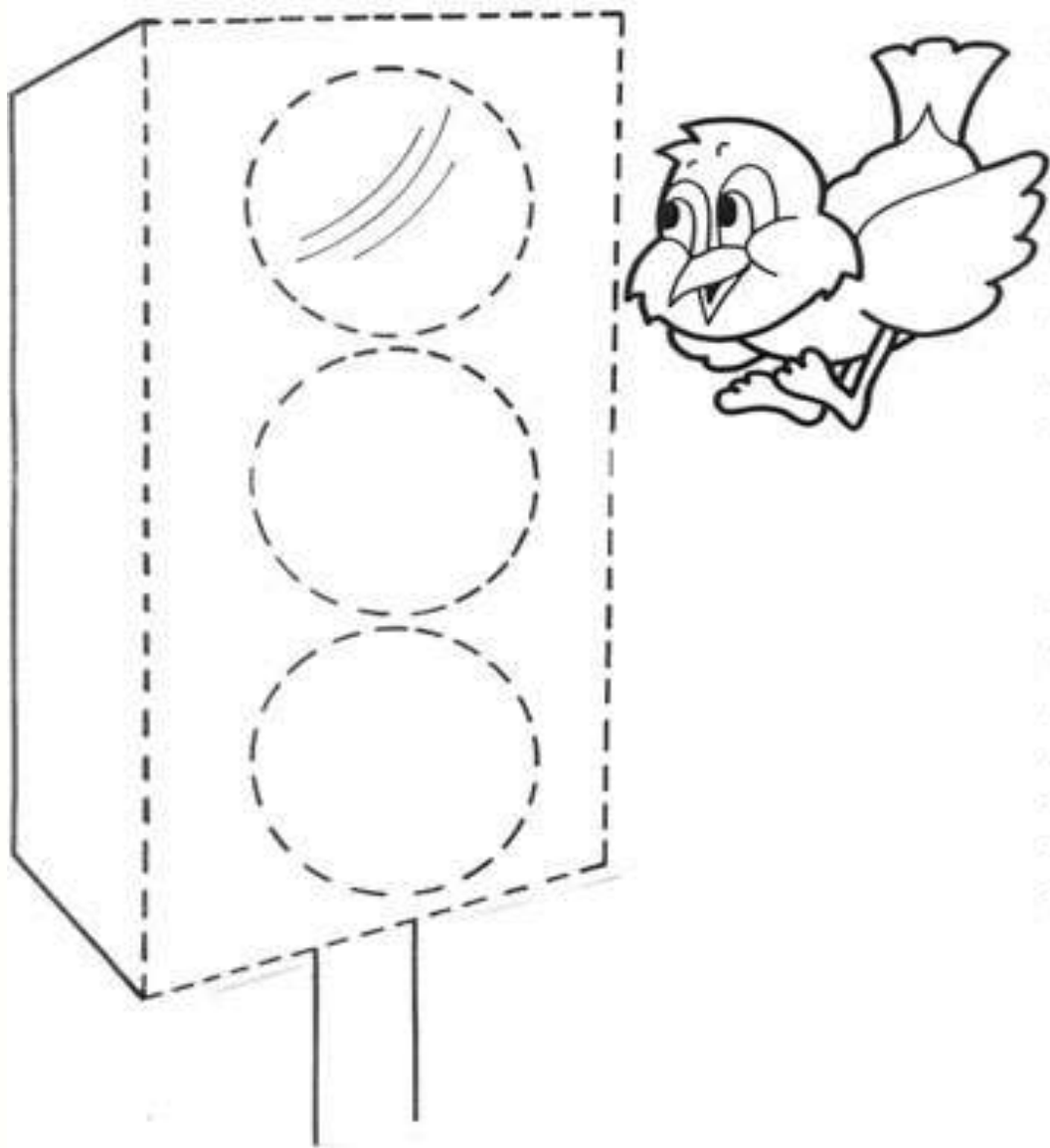
# Rhyme Time

## Good Manners

We say "Thank you".  
We say "Please".  
And, "Excuse me".  
When we sneeze.  
That's the way  
We do what's right.  
We have manners,  
We are polite.



Trace all ----- and colour the traffic signals with a red crayon, then yellow, then green.



Red light, red light, what do you say ?

I say stop, stop right away.

Yellow light, yellow light, what do you say ?


I say wait till the light turns green.

Green light, green light, what do you say ?

I say go, go right away.



Colour the shapes according to given colour code



Red




blue



yellow



green




Chug, chug, chug your train,  
Chug along the track.  
Travelling, travelling on the rails,  
Trains go there and back.



**English**

## ❖ Practice a-z





# Making Words

1. Cut out the letter boxes given on next page.
2. Make as many words as you can using the letters.
3. Write the words on the word record sheet using your neatest handwriting.

## Brain Booster :

Choose 5 words from the words you made and try to make a complete sentence using those words.

a b c d e

f g h i j k

l m n o

p q r s t u

v w x y z

[illegible]



❖ Word Search :

a	z	t	h	i	s	x
t	u	r	c	a	t	z
o	c	a	n	y	d	m
v	d	o	g	q	f	e
j	a	m	b	t	h	e
a	c	l	o	o	k	x
p	I	z	x	j	i	s

l	i	t	t	l	e	z
x	g	o	u	p	y	c
a	r	e	v	j	f	o
t	d	o	w	n	b	m
o	r	a	n	d	i	e
o	w	e	y	x	g	c
n	j	h	e	r	e	m

this

dog

is

a

on

up

big

down

cat

the

at

me

and

little

are

we

look

can

I

am

go

to

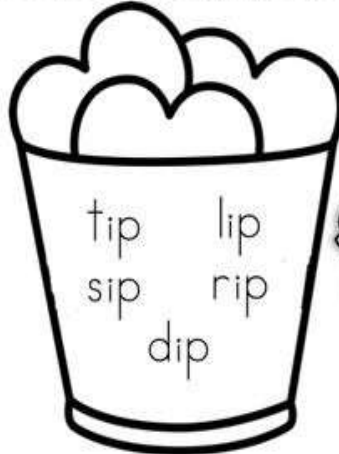
here

come

# Word Family

## Word Searches

d	a	n	r
i	f	l	i
p	t	i	p
s	i	p	r



b	s	n	d
a	a	m	p
d	d	a	a
d	a	d	d




w	i	n	b
p	a	a	i
i	t	i	n
n	f	i	n



# Read and Draw

Read the words.

Draw pictures to illustrate the words.



**bat**

**man**

**fat**

**fan**

**rat**

**cat**

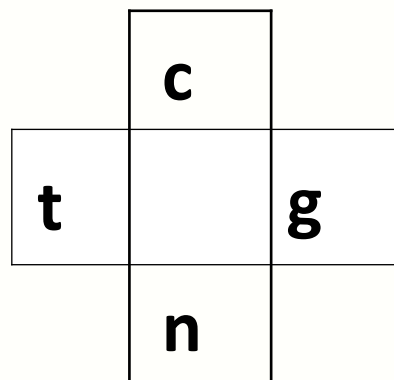
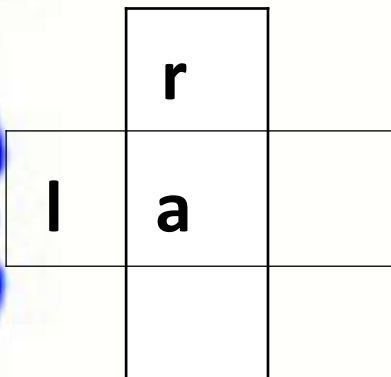
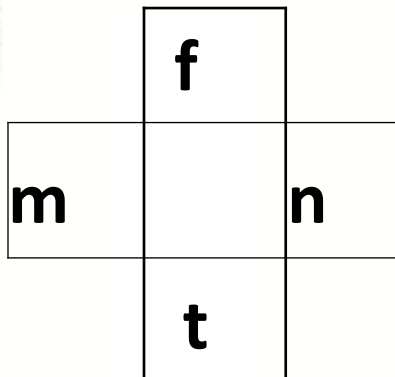
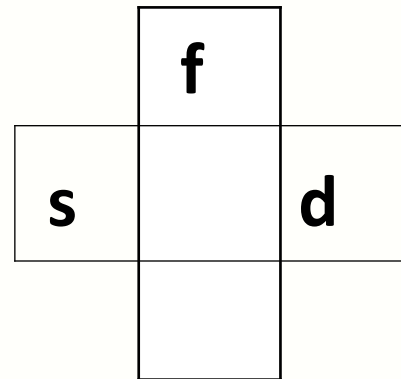
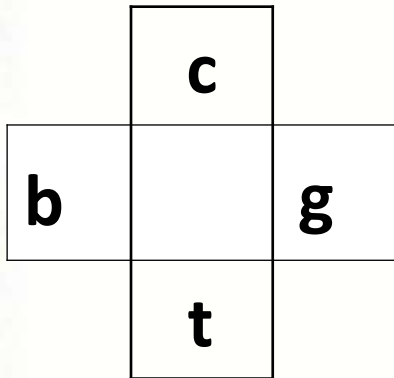
**van**

**pan**

**can**





**Complete the given hopscotch.**






Maths

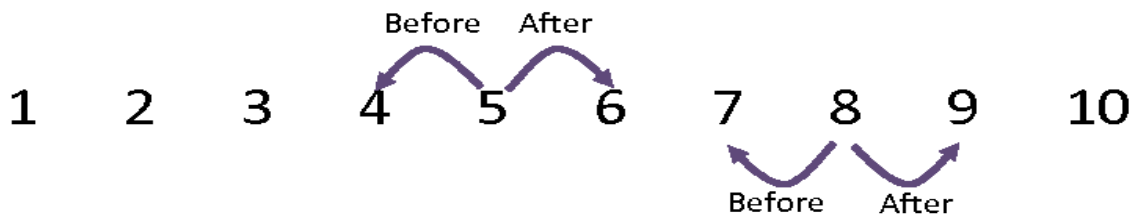
Colour the numbers





[illegible]





**Fill in the number that comes before & after the given number.**

← 50 →

← 40 →

← 12 →

← 53 →

← 20 →

← 51 →

← 25 →

← 43 →

← 80 →

← 48 →

← 63 →

← 88 →

← 69 →

← 82 →

← 58 →

← 3 →

← 38 →

← 15 →



# Hopscotch

Finish the hopscotch by filling in the missing numbers between 1 - 50



2	
3	
5	
6	
8	
11	
14	
15	


17	
19	
	21
	24
25	
	27
29	
31	

34	
36	
	38
42	
	44
45	
	47
	50



**Hindi**

ल खत अभ्यास : अ से अः





# रंग भरिए



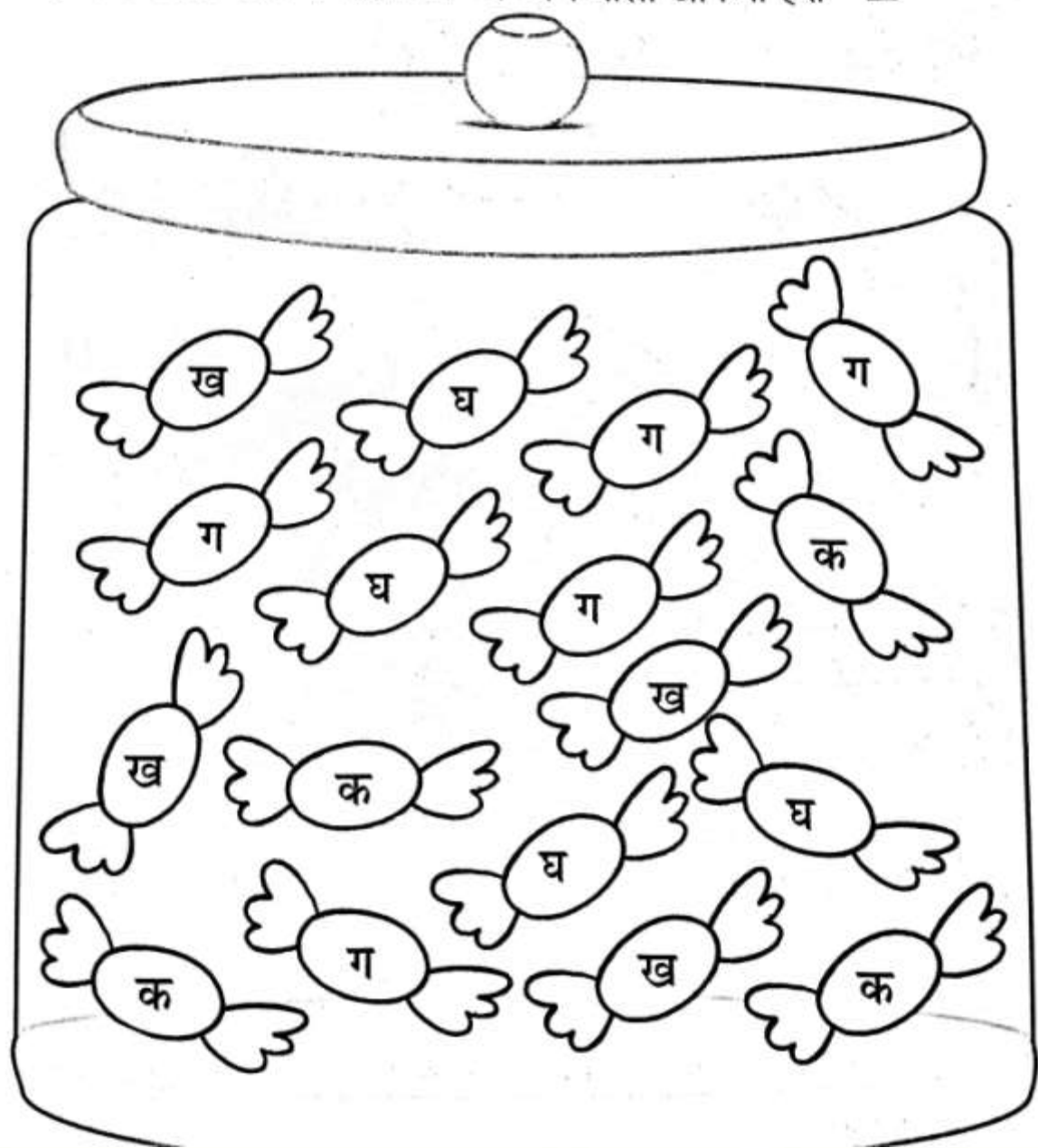
अध्यापन निर्देश — 'क' ध्वनि से शुरू होने वाले चित्रों में लाल रंग तथा ग ध्वनि से शुरू होने वाले चित्रों में हरा रंग भरवाइए।

## अक्षरों से खेल

मर्तबान में रखी टॉफियों को अलग-अलग रंगों से रंगें।

‘क’ वर्ण वाली टॉफियाँ लाल ■ ‘ख’ वर्ण वाली टॉफियाँ पीली

‘ग’ वर्ण वाली टॉफियाँ नीली ■ ‘घ’ वर्ण वाली टॉफियाँ हरी ■





# व्यंजन-ज्ञान (क-ङ)



कबूतर




कलश




कमल

## क



कछुआ

‘क’ से कबूतर बोले गुटरगूँ, बड़े ध्यान से उसे सुनूँ।



खरगोश



खटिया

## ख

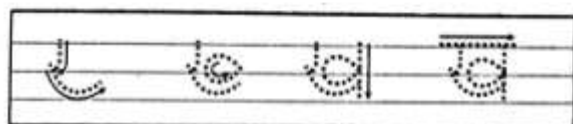



खरबूजा



खजूर

‘ख’ से खरगोश भागता जाता, ऊँची-लंबी छलांग लगाता।







गाय



गमला

# ग




गाजर



गुलाब

‘ग’ से गाय घास है खाती, झूम-झूमकर गरदन हिलाती।



# घ



घड़ी



घोड़ा





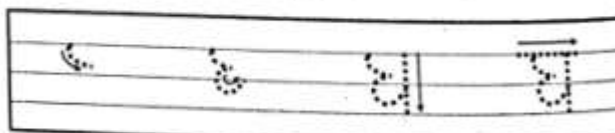

घर




घड़ा

# ङ

‘घ’ से घड़ी है चलती रहती, ‘रुको नहीं’ संदेश यह देती।



ल खत अभ्यास : क से ड



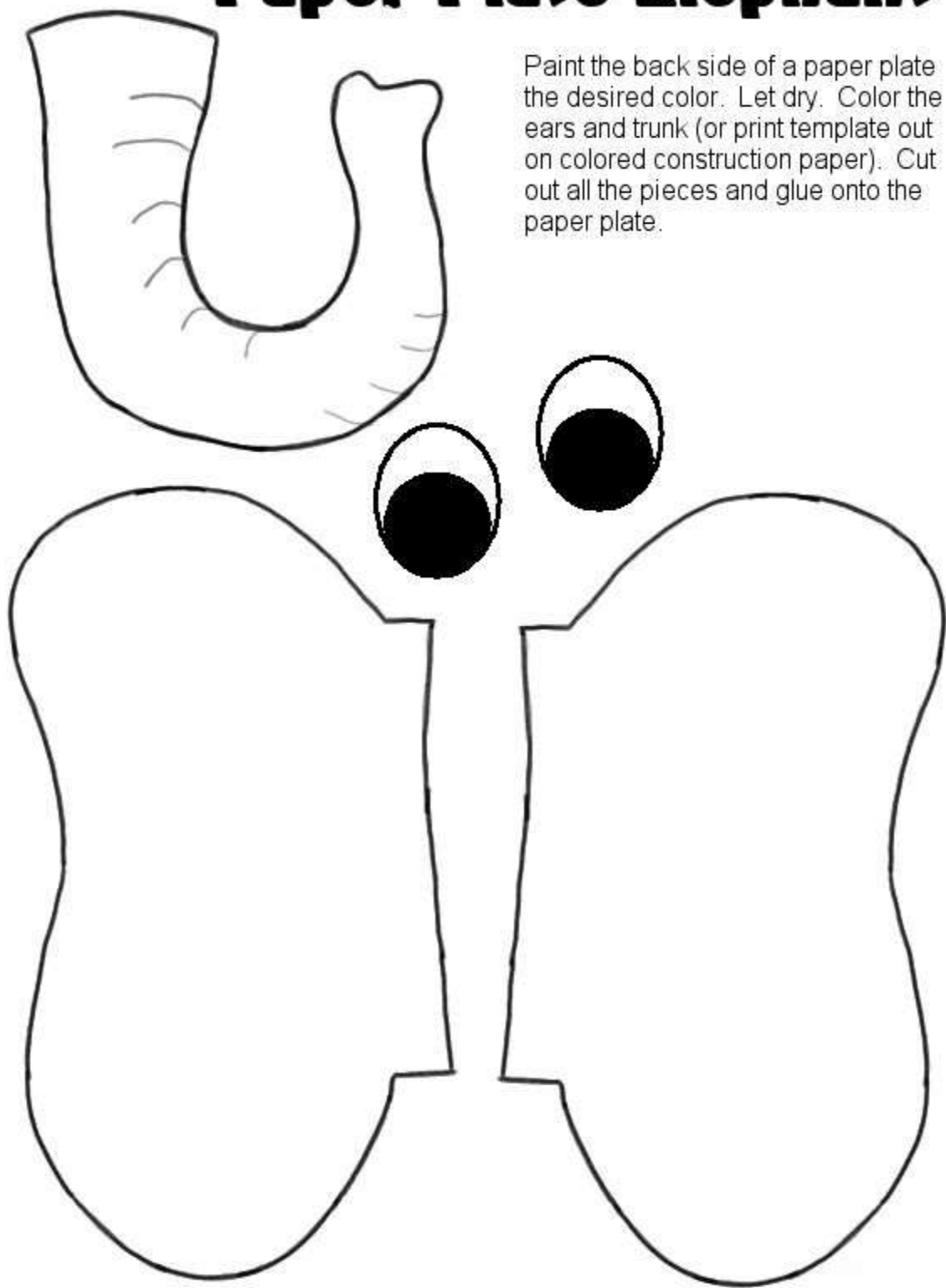


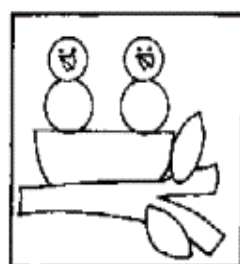
# Creative Corner



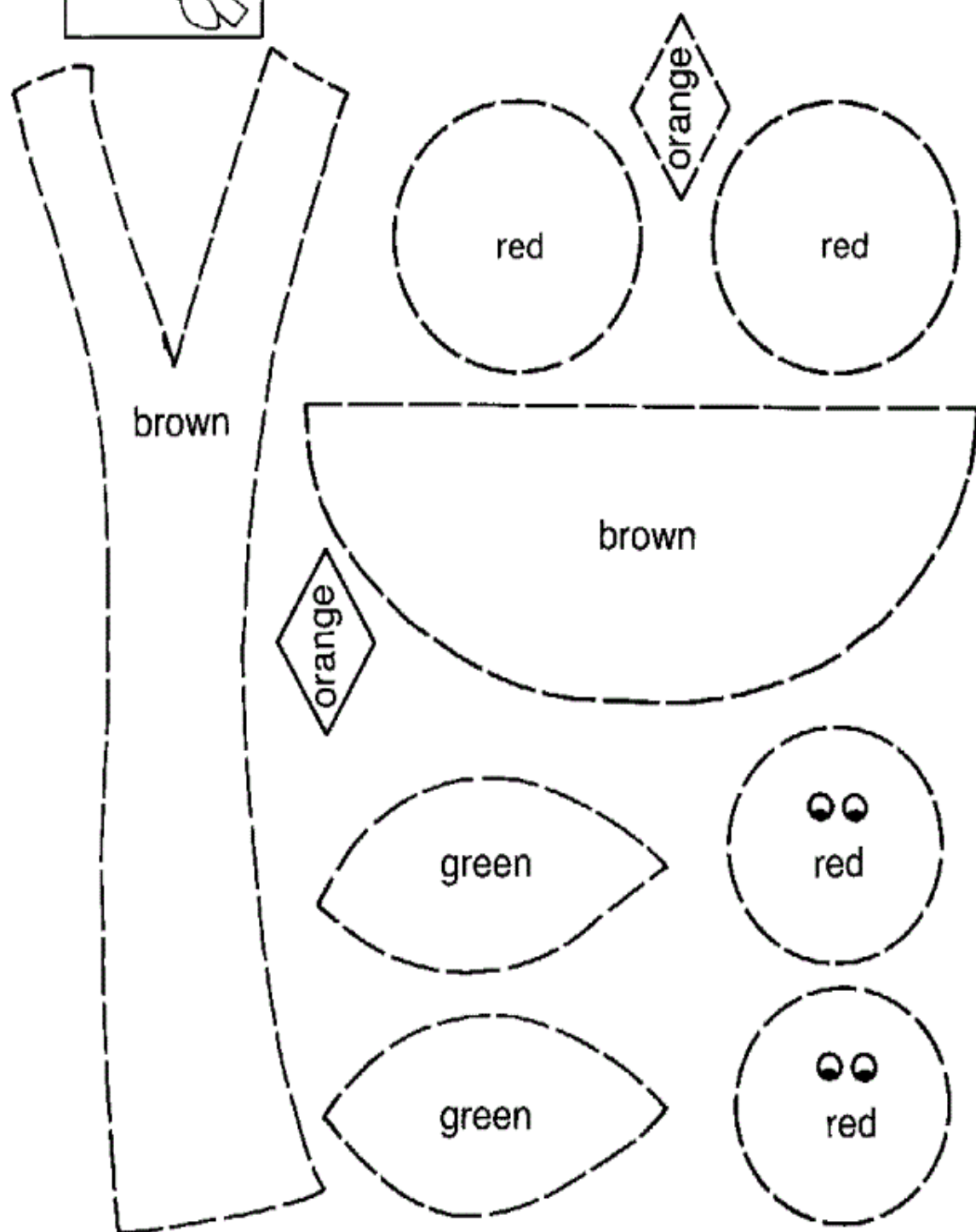
# Paper Plate Elephant

Paint the back side of a paper plate the desired color. Let dry. Color the ears and trunk (or print template out on colored construction paper). Cut out all the pieces and glue onto the paper plate.






Color. Cut out. Paste to blue paper.




Take cut outs of given pictures and make funny face on the blank face give on the next sheet.



cut & paste  
**Funny  
Faces**









# My School Holiday

Draw a scene of the place you visited in Holidays





# READING is FUN!

❖ **Dear Parent,**

**We believe that an exposure to reading at an early age helps in sparking the child's interest in books. We have uploaded two books that have simple sentences please read these with your ward and help him/her enjoy them.**



## PHONICS

A happy cat with a  
fan can clap a crab  
with a cap in the bag.  
The crab is in the  
black cab. zzz



Will fills with pills a  
dish of his big fish.  
The fish is ill!





Elmo let a pet hen  
get a red dress.  
Very well, pet hen!



## PHONICS




Bob got a hot pot with  
a frog on the top of  
the log in a fog of  
the bog.





## PHONICS




A funny ugly hunter cut  
a nut in his hut for us,  
but with no luck and cut  
his mug.



# Animal Fairy





I really wanted a pet.

So I wrote to the  
animal fairy.

'Dear Animal Fairy  
Please send me a pet'.

Love

Mikka

Then she sent me a .....





snake

I took it to a lake.  
Then she sent me a...



I was its half.  
It made us all laugh.  
Then she sent me an...



ant

I made it wear a pant.  
Then she sent me a...





dog

I took it for a walk.  
Then she sent me a...



cat

I made it wear a hat.  
Then she sent me a...



fish

It swam here and there.  
Swish! Swish!



Reading is fun



1. A fat cat.



2. I am a Sun.



3. We are butterflies.



4. This is a flower.



5. I am a boy.



Reading is fun



1. This is a ball.



2. I am a girl.



3. A bad man.



4. We are friends.



5. That is a fan.

