


Holiday's Assignment (Class – I)

Dear Children

Summer vacations are synonymous with fun, frolic, playing for longer hours with friends, going for picnics, exploring new places and doing creative activities. There is a lot more you can do to make your vacations more interesting, meaningful and full of fun while still doing all your favourite things.



Points to be noted:

1. "Knowledge is Power". Therefore encourage your child to cultivate the reading habit because it not only enhances the knowledge acquired but also develops the vocabulary, language skills and improves spellings. And also help your child in reading because it improves reading skills and increases his/her attention span.
2. "A healthy mind lives in a healthy body". Encourage your child to go out and Play, because sports instill discipline, generate sporting spirit and channelize energy constructively.
3. Communication skills play a pivotal role in grooming the overall personality of the children. Converse with your child preferably in English to help him/her get comfortable with the language. Encourage your child to read children's magazines like Magic Pot, Chanda Mama, Young Angels etc.
4. Sensitize your child about the rich culture and heritage of the nation by watching different informative channels like „The National Geographic“, Animal Planet etc.
5. Encourage your child to do the activities himself / herself and allot a specific time period to do homework everyday.
6. The work must be done in 3 in 1 notebook and scrap file.
7. Practice handwriting of Good values in English & Hitopdeshey in Hindi (15 pages each.)
8. Download the worksheets given below and paste them in 3 in 1 notebooks as well.

English

Q1. Write 8 words each of the below mentioned blend sounds.

Ch, Sh, Cl, Cr, Br, Sc, Gl, Fl, Pl, St, Tr

Q2. Colour the “Naming Mat”.

1. Colour the names of person with YELLOW.
2. Colour the names of animals with PINK.
3. Colour the names of place with BLUE.
4. Colour the names of things with GREEN.

mother	school	dog	flower
bee	driver	tree	cow
cake	monkey	den	boy
pilot	farm	yak	home
class	thief	zoo	ring
lion	crow	pen	jungle

Q3. Write three rhyming words each of the given words-








Clay, stop, skin, gap, clock, Tree, king

Q4. PROJECT WORK – From the toy house make a list of any 10 toys. Draw and write their names and put a or an before them. For example - an aeroplane.

Hindi

Q5. आ की मात्रा वाले कोई दो फल व सब्जियों के चित्र A4 size पर बनाकर कागज के टुकड़ों से सजाएं।

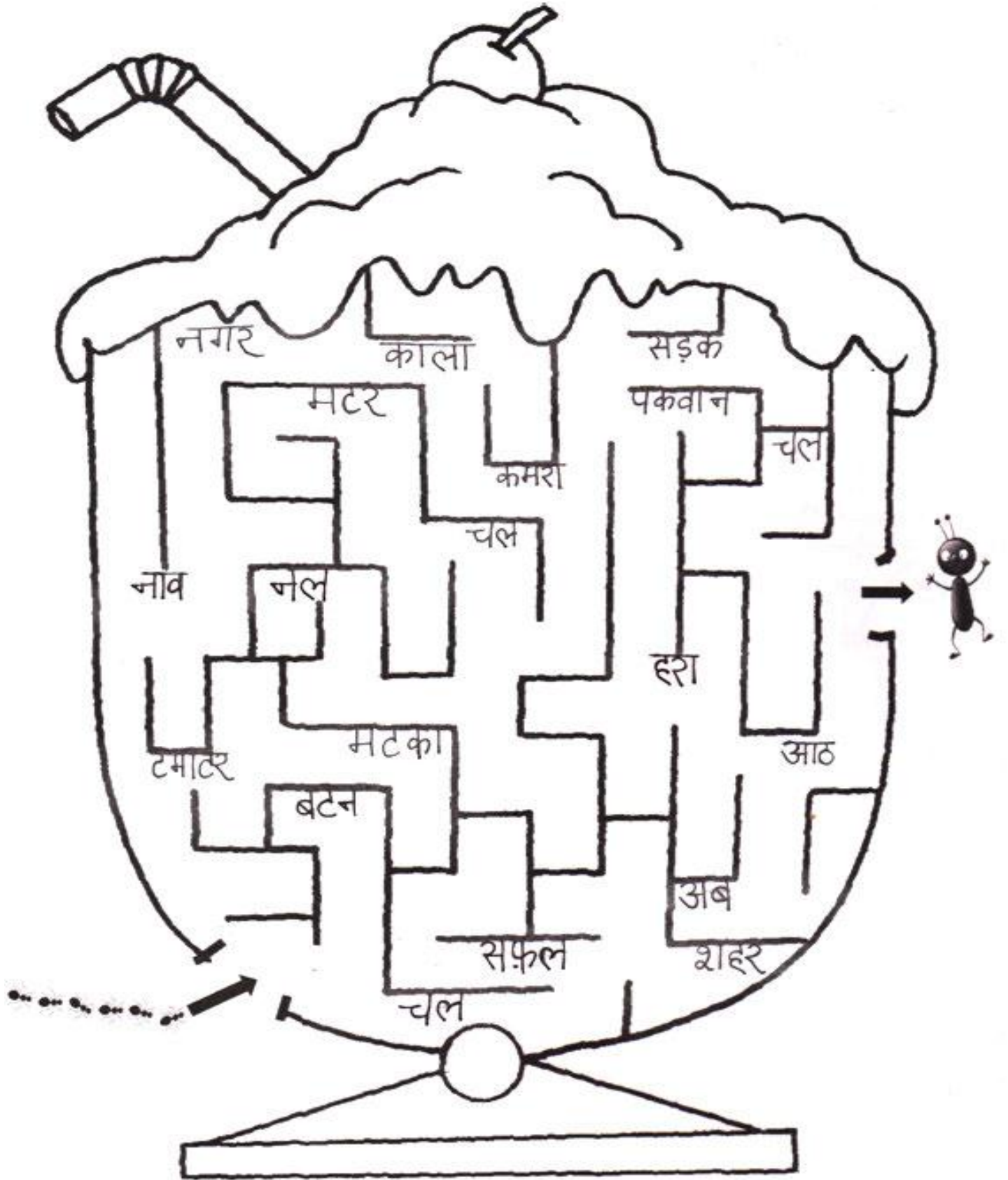
Q6. नीचे दिये गये चित्रों के नाम ढूंढो व चित्रों में रंग भरे।

	ट	मा	ट	र	श्र	ग	म	ला	
	त	ह	ज	इ	स	क	त	प	
	र	ह	हा	का	स	जा	ल	अ	
	न	गा	ज	र	ज	ता	ल	ना	
	म	क	च	ब	उ	रा	त	ना	
	ल	बा	द	ल	ता	ला	भा	स	
	र	जा	च	त	धा	गा	क	का	
	छा	ता	च	ज	ज	त	उ	टा	
									

Q7. बिना मात्रा वाले व आ की मात्रा वाले शब्दों से वाक्य बनाओ-

धन , नटखट, चार, पहाड़, बाज़ार, मटका, आम

Q8. नीचे दिये गये चित्र में आ की मात्रा वाले शब्दों से चींटी के लिए सही रास्ता खोजें।



E.V.S

Q9. In scrap file paste and label pictures of following -

1. parts of body.
2. sense organs.

Q10. Environment Day is on 5th June so make a poster on A4 size sheet to save environment.

Q11. Use waste material (such as cotton, pencil shaving, back of the screw and ear bud etc to colour the picture)



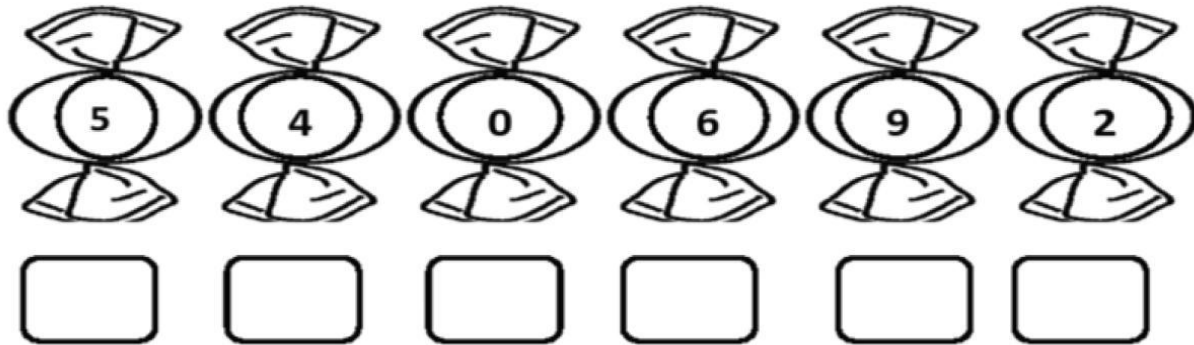
Q12. Tell more about yourself.

The image contains several hand-drawn signs and cards for a 'Tell more about yourself' activity. The signs are as follows:

- Top Left:** A rectangular card with a tab at the top. It contains the text 'This is me' and 'My Name is' followed by a blank box and a line for writing.
- Top Right:** A large, irregular sign with a tab at the top. It features the title 'ALL ABOUT ME!' in large, bold, outlined letters. Below the title, it says 'I was born on..' followed by a line, and 'I am _____ years old.' followed by a line.
- Middle Left:** A rectangular card with a tab at the top. It contains the text 'My favourite colour is...' followed by a line.
- Middle Right:** A rectangular card with a tab at the top. It contains the text 'When I grow up, I want to be a' followed by a line.
- Bottom Left:** A circular sign with a thick border and a tab at the top. It contains the text 'My friends are' followed by a line.
- Bottom Center:** An octagonal sign with a thick border and a tab at the top. It contains the text 'My favourite food is...' followed by a line.
- Bottom Right:** A rectangular card with a tab at the top. It contains the text 'I am good at.....' followed by a line.

Maths

Q13. Arrange the following numbers in ascending order-




Q14. Help Liza to reach bookshelf by writing numbers in descending order



9, 1, 5, 6, 3



Q15. Put the sign $>$, $<$, $=$



Q16. Combination of Four- Use cardboard, chart paper, matchsticks or Tooth picks or red kidney beans, Shapes – Using any four shapes (Square, Triangle, Rectangle, Circle etc.) make a clown or scenery in your scrap file.

Q17. Write number names 1-20 in notebook five times.

Q18. Complete the elephant joke by filling in the missing number

25, <u>26</u> , 27 O	28, 29, <u>E</u>	<u>R</u> , 32, 33
<u>A</u> , 37, 38	39, <u>E</u> , 41	42, 43, <u>I</u>
<u>E</u> , 71, 72	73, <u>S</u> , 75	76, <u>W</u> , 78
62, <u>N</u> , 64	65, 66, <u>H</u>	<u>D</u> , 48, 49
<u>R</u> , 59, 60	61, <u>T</u> , 63	64, <u>A</u> , 66
86, <u>S</u> , 88	<u>E</u> , 90, 91	92, 93, <u>N</u>

Fill in the correct letter over each answer. Why does an elephant wear green sneakers instead of red ones ?

HIS

31 70 47 26 94 30 74 36 58 40

44 63 62 67 89 77 65 87 H.

