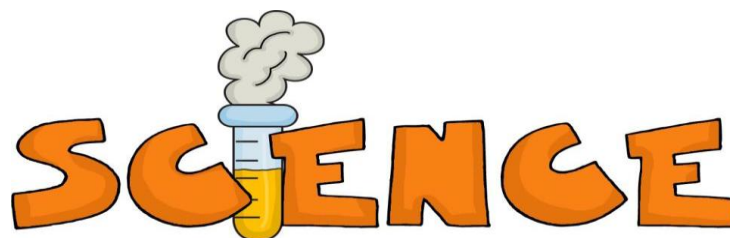




Holiday Homework

Class-V



1. SCIENCE IN THE KITCHEN INDOOR FUN, IMPORTANCE OF PLAY AND SCIENCE

Using ingredients available in the kitchen like baking soda, lemon, salt etc do any 2 hands on experiments under the supervision of an adult. Click and paste photographs and write the procedure and your observations on an A 4 size sheet. The following is just an example. You have to find a similar

activity. An example - You can make lava lamps with salt. Fill the glass with 3/4 cup water. Add about 5 drops of any food colour. Slowly pour vegetable oil in the glass. Sprinkle the salt on top of the oil. Watch blobs of lava move prepare a healthy dish (without using fire) with the help of simple ingredients available in the kitchen. Mention the following on A 4 size sheet: a. The ingredients used b. Various nutrients present in the ingredients c. How are these nutrients important for our body? d. Paste the picture of the dish you prepared

Revise chapter 1, 2 & 3 and redo all Q/A in holiday homework notebook and complete the worksheets of both the chapters



shutterstock.com - 582601519



HOLIDAY HOMEWORK



ENGLISH

1. Collect information about any one famous male or female who has achieved recognition recently in field of sports or education.

Make a scrap book on the chosen personality.



2. Read any one of the following classics written by any one of the following authors: CHARLES DICKENS, OSCAR WILDE and MARK TWAIN.



3. Movies are entertaining and provide us vast knowledge too. Prepare a movie review of the movie 'THE JUNGLE BOOK', mention your favourite character by pasting pictures.



Read the newspaper daily and write the headlines and new words in separate note book.



MATHS

Build your dream house using ice cream sticks and list the various geometrical plane shapes and 3D shapes.

1. Revise Chapter-1,2 (till date)
2. Practice two sums(c,d from each question) of each exercise



1) World Environment Day is celebrated on 5th June every year to spread worldwide awareness and action for the environment. The theme for World Environment Day 2018 is ‘Beat plastic pollution’. Make a poster based on this theme on an A-3 size sheet.

2) OUR RICH HERITAGE

Delhi has a rich history. Take a tour of your city and visit at least one historical monument during your summer vacations. Collect information about the location, history, architecture and any restoration work done on the monument. Click photographs too. Present the information and the photographs using a simple tri-fold format (A-3 size sheet) like a travel brochure.

3) Revise chapter 1, 2 & 3



हिंदी ग्रीष्म कालीन कार्य

- 1) पेड़ों को ना काटने तथा अधिक से अधिक पेड़ लगाने की जागरूकता पैदा करने के लिए एक पोस्टर तैयार कीजिए :-
- 2) प्रतिदिन एक पृष्ठ सुलेख का लिखिए तथा कक्षा में कराए गए कार्य की पुनरावृत्ति कीजिए :-
- 3) पंचतंत्र की कहानियाँ पढ़िए तथा तथा कहानी का सार लिखिए :-



संस्कृत ग्रीष्म कालीन कार्य

- १) संस्कृत में पाठ 1, 2, 3 के नए शब्दों पर आधारित शब्दकोश का निर्माण कीजिए :-
- २) व्यवसाय, पशु, पक्षियों, के नाम संस्कृत में लिखिए :-

3) “ मम परिचयः” विषय पर पाँच पंक्तियां संस्कृत में लिखिए :-



- 1) Learn and Make a chart on alphabets with pronunciation and pictures.
- 2) Learn and Make a chart on countings in French and English with pictures.
- 3) Learn and Make a chart on French greetings with pictures.
- 4) Talk to your friends and parents and use basic French greetings



- ❖ Do revise all work done in the class till date.
- ❖ Do worksheets given of respective subjects.
- ❖ Do worksheet of chapters done in French work book.
- ❖ Surprise recapitulation will be there in the month of July for all the subjects.
- ❖ Do all the work in holiday homework notebook cover and decorate it .