



# DELHI INTERNATIONAL SCHOOL

*"Creating Global Heads with Hearts"*

SEC -23, DWARKA, NEW DELHI

## Class I

Month of May brought long, hot days, and now we have our Summer holidays.

Summer holidays means no to school, waking up late with no set of rule.

Little homework, easy to be done, lesser studies and lot's of fun.

Playing and talking and watching cartoon, fun continues till the end of June.

Beautiful times comes once in a year, Summer holidays are best days ever.

### Learn to be safe:

- Do not go out alone without an elder to accompany you.
- Never talk to strangers.
- Do not accept gifts/eatables from strangers.
- Play in a fenced areas and not on streets.
- Scream for help in case you feel you are in danger.
- Memorise your parents phone numbers.
- If you find yourself lost in a market ask for some one to give a call to your parents.

### Develop some social skill:

- Give respect to the elders and love to the young ones.
- Four magic words that are basics of good manners – Please, Thank you, Excuse me and Sorry. Make these four words a habit and see the difference.
- Wish and welcome the guests.
- Converse with your relatives/visitors.
- Spend time with your grandparents.

### Please Note:

- Revise the lessons/ concepts of all subjects covered till now.*
- All subjects homework to be done in coloured A4 sheet, Make a decorative paper folder to keep your holiday assignment.*
- Students own work will be appreciated.*
- The school will re- open on 3 July 2017 (Monday).*
- Last date of submission of Summer Holiday Homework is 10 July 2017(Monday)*

Dear Parents

We request you to read at least one Hindi/English Panchtantra story to the child every day/night as this will help the child to learn essential \ moral lesson and as well as increase vocabulary.

- ❖ Father's Day is observed on the third Sunday of June. It honours all fathers, grandfathers and father figures for their contribution. So on this Father's Day help your ward to pamper dad. Make him feel special in every small way. Surprise father by serving homemade **Rainforest Sundae**.

Which can be prepared as follow:

*Ingredients*


- Frozen yogurt or vanilla ice cream
- Chocolate syrup
- Chunks of banana, mango or pineapple

*Procedure*

- Place the bananas, mangoes and pineapples in an ice cream dish.
- Add a scoop of yogurt or ice cream.
- Top with drizzles of chocolate sauce.

We would love to see the photograph of preparation and surprised look of father. Paste them on A4 coloured sheet.

- ❖ Observe your surroundings and draw any two objects of each shape (circle, triangle, square and rectangle) on A4 sheet.
- ❖ 5 June is celebrated as "World Environment Day". Let's plant a tree and see them growing .We would appreciate if the plant is known to be an air purify plant like Areca palm, Aloe-Vera, Rubber plant, Snake plant ,Spider plant .
  - Use manageable pot which the child can keep in the class room after summer break.
  - Paste photos of the process in A4 size sheet.



***Place a bowl of water for animals to beat the heat.***

Colour the box having letter of your name.

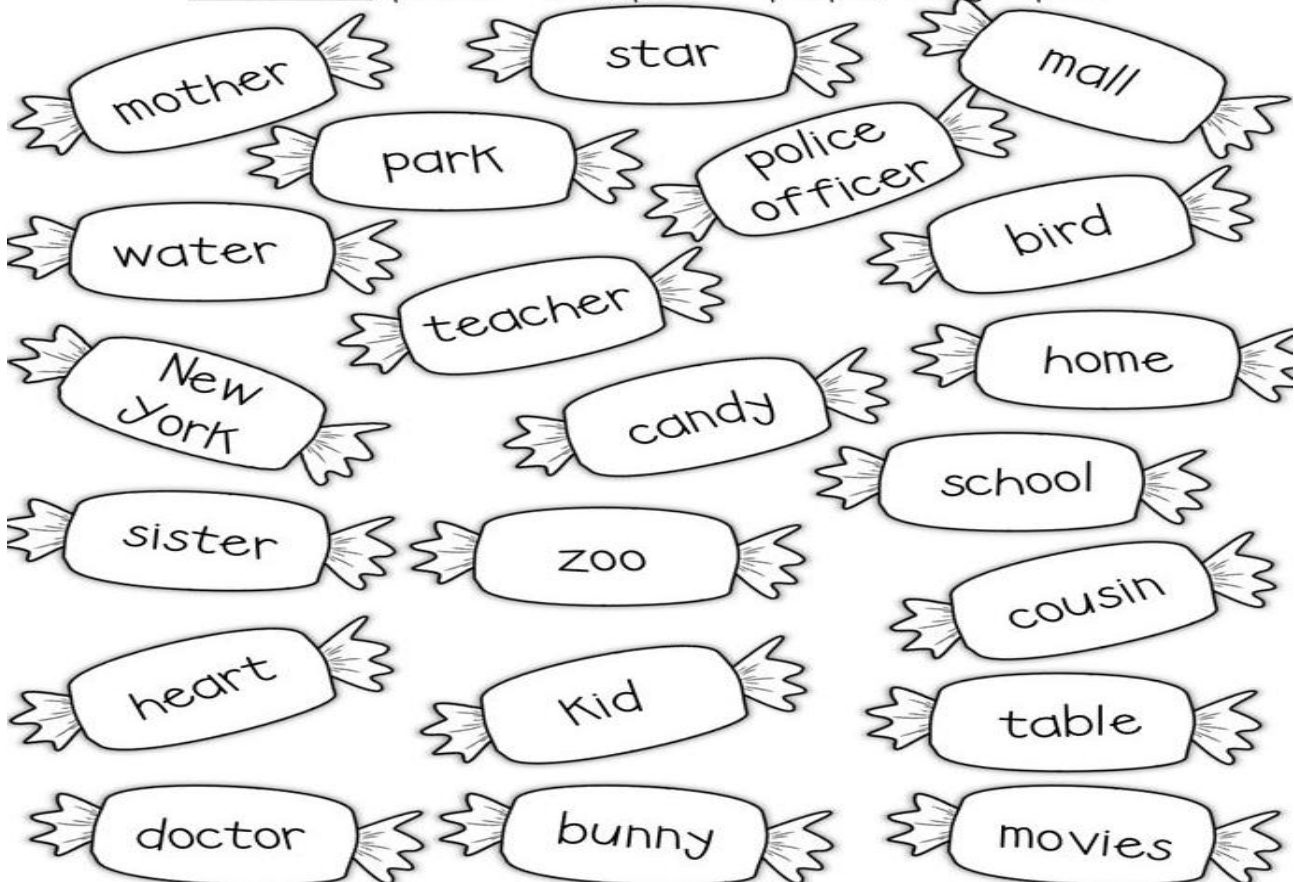
A	B	C	D	E
F	G	H	I	J
K	L	M	N	O
P	Q	R	S	T
U	V	W	X	Y
		Z		

Write your name: \_\_\_\_\_

## Sweet Nouns

Directions: Read the nouns on the candy. Use the color code to color the candy.

Color code: person = red, place = purple, thing = pink.



Circle each **noun**.

A noun is a word  
for a person,  
place or thing

happy pillow goat  
make boy desk box up  
fast lamp kite song fast  
dance rug water pencil book  
draw snow eat slow towel  
sky monkey girl throw sun

### Revise number names in fun manner


S.No	Friends /Relative Name	Age	Number name

आ की मात्रा सभी अक्षरों पर बदल बदल कर लगाकर शब्द बनाकर लिखें व सभी को पढ़ें ।


- 1 ☐ क ल कल काल काला
- 2 ☐ र म
- 3 ☐ ज ल
- 4 ☐ क म ल
- 5 ☐ क ल म




Learn to draw and colour in A4 drawing sheet.




Rat



Fish



Sheep



Bee

**HAVE FUN**

