

# **SUMMER HOLIDAYS**

**NURSERY**



**DEAR PARENTS ,**

**Summer Vacations have started and it is considered a welcome break for our tiny tots.**

**It's the time when we love spending our time with our loved ones.**

As it is rightly said;




**"A LIFE WITHOUT LOVE IS LIKE A YEAR WITHOUT SUMMER"**





Summer tips:-







- 1) Dress your children in loose, light coloured clothes.
- 2) Take them for outdoor activities in the morning and evening hours.
- 3) Keep your children hydrated. Make them drink lots of water.
- 4) Help your children learn new things through exploring their interests.
- 5) Books are children best friend. Create your child's interest in different colourful books.
- 6) Motivate your children to speak golden words.
- 7) Have a bed-time story session with your kids.















# TRACE THE PATTERNS







  *Get Moving* 






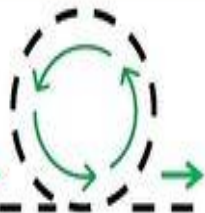



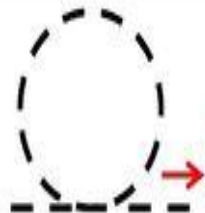


  \_\_\_\_\_  


     

## TRACE THE PATTERNS



# LET'S LEARN THE SHAPES

Trace and color the shapes



**CIRCLE**











**SQUARE**



**TRIANGLE**



**RECTANGLE**





# PERSONALITY DEVELOPMENT

□ Inculcate following 'Life skills' in your child to help Him / Her become independent.

- *Buttoning his / her shirt*
- *Tying his / her school Bags*
- *Packing his / her shoe laces*
- *Keeping his / her belongings back in their place*
- *Arranging shoes in the shoe rack*
- *Filling the water bottles*

## Imbibe 'Social Skills' in your child.

- *Greeting with a smile when someone comes to the house*
- *Conversing freely with visitors, relatives coming over to the house*
- *Answering the phone calls with a polite "Hello", also asking "May I know who is calling?"*
- *Speaking politely and sharing with peers.*
- *Using the magic words*

Excuse Me !      Please...  
I'm Sorry      Thank You  
May I ?

# PERSONAL HYGIENE

Encourage them to take care of “Personal Hygiene by inculcating the following habits:

*Brushing teeth twice daily*

*Combing hair regularly*

*Bathing everyday*

*Washing hands before and after meals.*

*Trimming the nails and keeping them clean*

To develop “Fine Motor Skills” let your child indulge in activities like:

*Mashing Potatoes*

*Rolling Chapatis*

*Shelling out peas*

*Zippping and unzipping*

*Buttoning and Unbuttoning*

*Opening and closing the bottle cap / tiffin lid*

*Turning pages of a Book*


*Squeezing bath sponges*

*Watering the plants using spray bottles*



# **BUTTON PASTING**


**PASTE THE BUTTON ON THE GIVEN PICTURE**







# IT'S ALL ABOUT...


**ME**

THIS IS  **ME**


I AM   
YEARS OLD

 **I AM A ...**


  
THIS IS MY FAMILY 



**MY FAVORITE...**



**COLOR**



**FOOD**



**TV SHOW**



**BOOK**

# **HAPPY FATHER'S DAY**

LITTLE HANDS AT WORK WITH SUPER DAD.....

Give a sweet surprise to your father with

## **STRAWBERRY CRACKERS**



**Ingredients needed:** Strawberry's , plain biscuits, fresh cream.

### **Recipe:**

- Cut and mix strawberries with fresh cream and spread on the biscuits.
- Your strawberry crackers are ready

**Paste the pictures related to whole process of preparing**  
**STRAWBERRY CRACKERS in a scrap book.**

## LET'S LEARN LETTER "Aa"

### APPLE ANNIE



*(Tune: Jingle Bells)*

Apple Annie, Apple Annie, how are you today?

Tell me all the things you know about the letter A



Alligators,



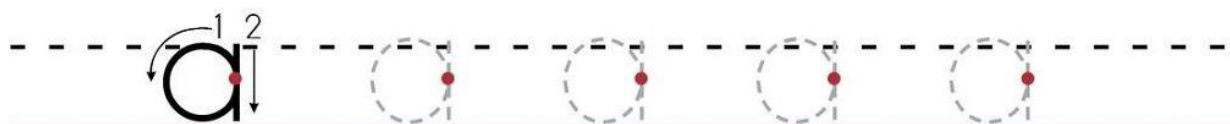
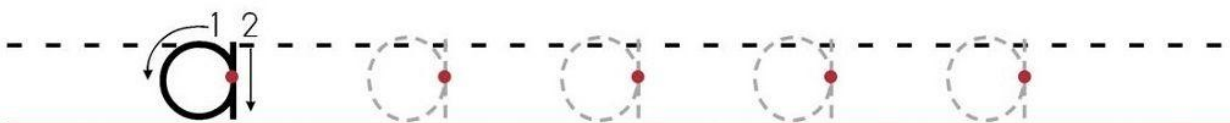
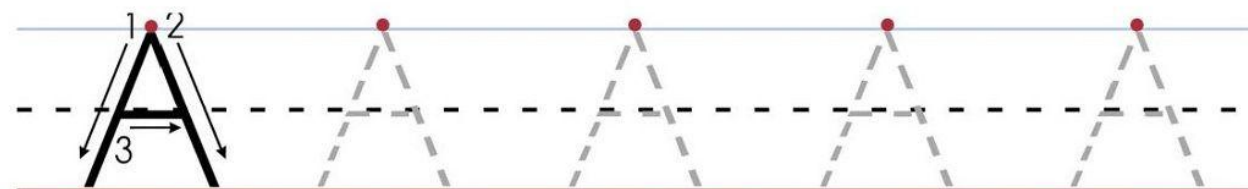
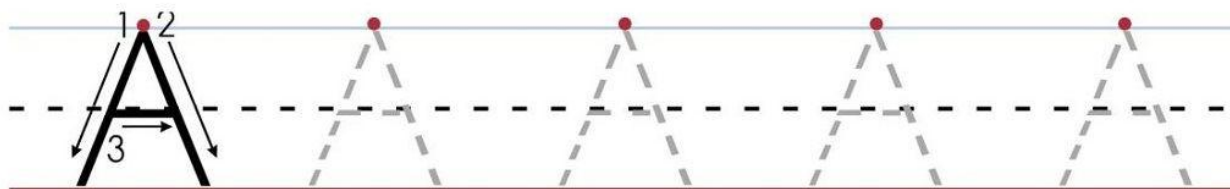
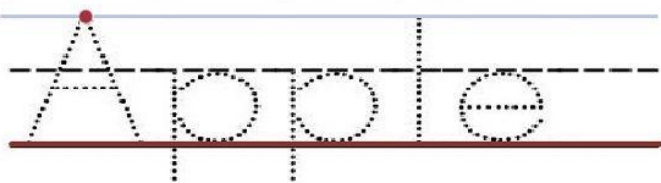

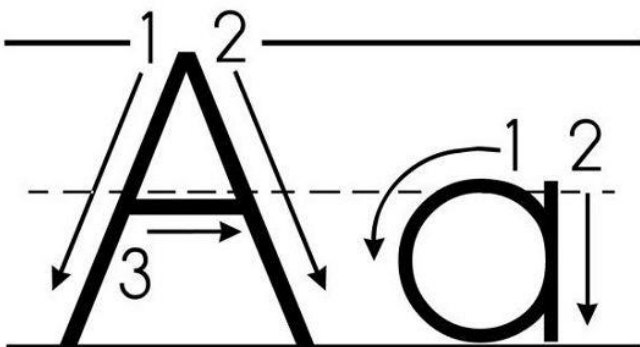
astronauts,

Apple trees that sway





These are all my favorite things  
That start with Letter A

# Say , Trace , & Color



# Color Me



2

apples



# COLOR THE ALPHABET

A B C D

E F G H I J


K L M N O P

Q R S T U V


W X Y Z




Count the candles on each cake.  
Match with the correct number.




2




4



5



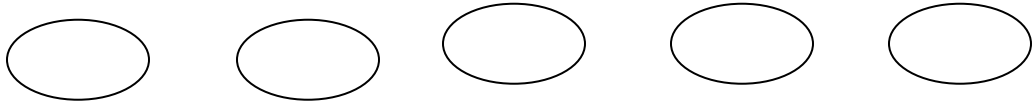
1



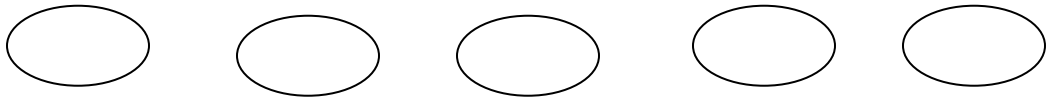
3

# LET'S COUNT AND COLOUR

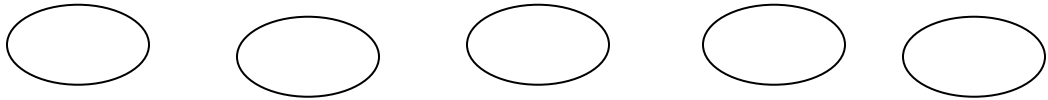
**1**



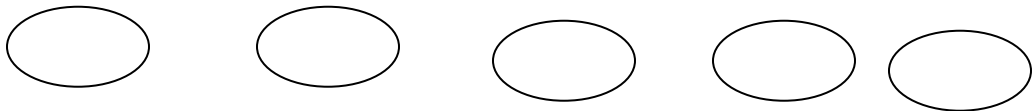
**2**



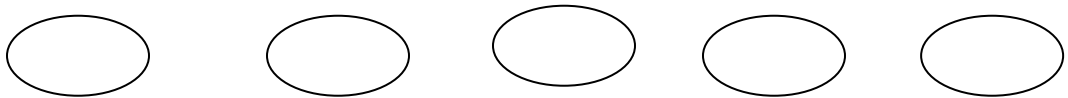
**3**



**4**




**5**



THUMB PRINTING

आ से



आन्ना

Kindly make your word ,practice phonic sounds



A is for apple, एस, एस apple.

B is for ball, ब, ब ball.

C is for cat, क, क cat.

D is for doll, ड, ड doll.

E is elephant, ऐ, ऐ elephant.

F is for fish, फ, फ fish.

G is for gorilla, ग, ग gorilla.

H is for hat, ह, ह hat.

I is for igloo, इ, इ igloo.

J is for juice, ज, ज juice.

K is for kangaroo, क, क kangaroo.

L is for lion, ल, ल lion.

M is for monkey, म, म monkey.

N is for no, न, न no.

O is for octopus, ओ, ओ octopus.

P is for pig, प, प pig.

Q is for question, क्व, क्व question.

R is for ring, र, र ring.

S is for sun, स, स sun.

T is for train, ट, ट train.

U is for umbrella, अ, अ umbrella.

V is for van, व, व van.

W is for watch, व, व watch.

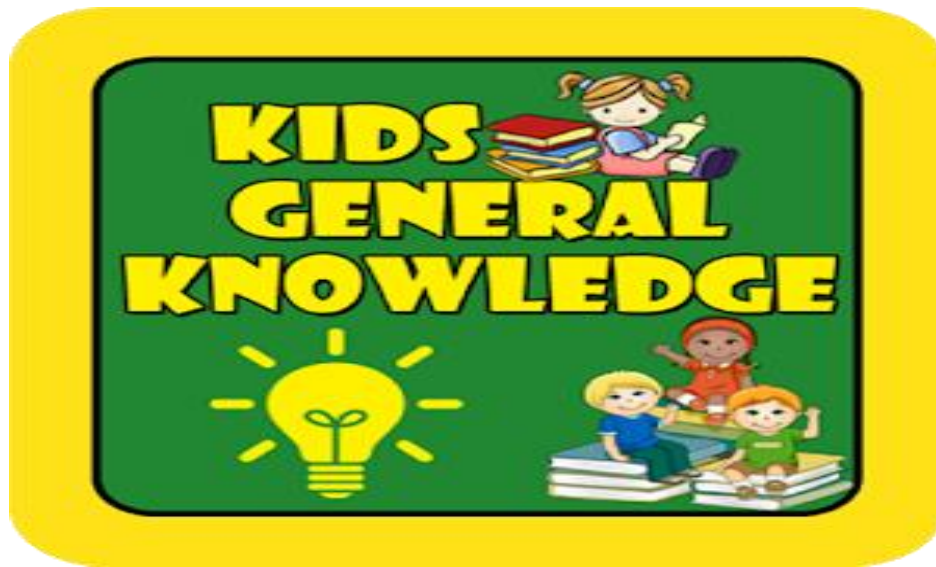
X is for box, क्स, क्स box

Y is for yellow, य, य yellow.

Z is for zoo, ज़, ज़ zoo.

So many things for you to learn about,  
So many ways to sing your song





- What is the name of your school ?
- Ans. My school name is Delhi International School Edge.
- What is the name of your Head of the school?
- Ans. My Head of the school name is Ms. Roopal Pandya ma'am.
- What is the name of your class Teacher?
- Ans. My class teacher name is.....
- In which country do you live?
- Ans. I live in India.
- Who is the President of India?
- Ans. Mr. Ram Nath Kovind is the President of India.



- Who is the Prime Minister of India ?
- Ans. Mr. Narendra Modi is the Prime Minister of India.
- What is the capital of India?
- Ans. Delhi is the capital of India.



- Let's Remember.....

- National Animal - Bengal Tiger
- National Fruit - Mango
- National Flower - Lotus
- National Tree - Banyan Tree



# Let's Converse In English

- When you wake up in the morning say...

- Good Morning!
- When you meet someone.....
- Greet! With a big smile.
- When you feel hungry say.....
- I am hungry. I want to eat something.
- When you are thirsty say.....
- I am thirsty. I want water.
- When you want to go washroom say.....
- I want to go to washroom.
- When someone asks... How are you?
- Say....I am top of the world/ I am fine. Thank You.
- When someone helps you say....
- A big Thank you.
- When someone says Thank you to you.....
- Say ... You're welcome.
- When you go to bed...
- Wish Good night to everyone.



21<sup>ST</sup> JUNE 2019, FRIDAY

**INTERNATIONAL YOGA DAY**

Have Fun with Yoga.....



1. Say hello to  
the sun.



2. Pretend to be  
a tree.



3. Pretend to be a  
flying bird.

4. Pretend to be  
the falling rain.



5. Pretend to be  
planting seeds.

KIDS YOGA  
STORIES



**Make a collage of places you have visited with your family.**



# **BED TIME STORIES**

## **THE FOOLISH DONKEY**



A salt seller used to carry the salt bag on his donkey to the market every day.

On the way they had to cross a stream. One day the donkey suddenly tumbled down the stream and the salt bag also fell into the water. The salt dissolved in the water and hence the bag became very light to carry. The donkey was happy.

Then the donkey started to play the same trick every day.



The salt seller came to understand the trick and decided to teach a lesson to it. The next day he loaded a cotton bag on the donkey.

Again it played the same trick hoping that the cotton bag would be still become lighter.

But the dampened cotton became very heavy to carry and the donkey suffered. It learnt a lesson. It didn't play the trick anymore after that day, and the seller was happy.

## MORAL OF THE STORY:LUCK WON'T FAVOR ALWAYS.

### TWO FRIENDS & THE BEAR



Vijay and Raju were friends. On a holiday they went walking into a forest, enjoying the beauty of nature. Suddenly they saw a bear coming at them. They became frightened.

Raju, who knew all about climbing trees, ran up to a tree and climbed up quickly. He didn't think of Vijay. Vijay had no idea how to climb the tree.



Vijay thought for a second. He'd heard animals don't prefer dead bodies, so he fell to the ground and held his breath. The bear sniffed him and thought he was dead. So, it went on its way.


Raju asked Vijay;

**“What did the bear whisper into your ears?”**

Vijay replied, *“The bear asked me to keep away from friends like you”* ...and went on his way.

**MORAL OF THE STORY: A FRIEND IN NEED IS A FRIEND INDEED.**

# COMPETITION OF THE MONTH



## INTER CLASS COMPETITION

TOPIC -: ALL ABOUT ME

PRIMILARY ROUND - 15<sup>TH</sup> JULY 2019, MONDAY

FINAL ROUND – 16<sup>TH</sup> JULY 2019, TUESDAY

## CLASS WISE SPORTS COMPETITION

DATE - 19<sup>TH</sup> JULY 2019 ,FRIDAY

THEME - FISHING THE NET



# PROJECT WORK



**Step 1-Cut out the front face of a cardboard box.**

**Step 2- Draw the shape of an eye for the fish's body and 2 hearts inside the same eye for the fins. And cut out both the shapes.**

**Step2- Print your favourite water background using the printer and stick it to the back of a cardboard box.**

**Step 3- Stick the hearts to the fish's body and tail, use a black circle for the eye. Now tie a string to the body of the fish making a hole with a punch.**

**Step 4- Make tiny holes on the top surface of the box and tie the strings with the fishes**

**Step 5- Finally you can decorate the aquarium with fancy stickers and add pebbles to make it look natural**

**Step 6- Cover the front face with a transparent sheet.**



- Kindly write the **NAME and DATE** on all the worksheets given for holiday homework
- Submit the holiday homework latest by 5<sup>th</sup> July, 2019.

