

Delhi International School

'Creating global heads with hearts' 



SUMMER HOLIDAYS HOMEWORK (2019-2020)

Class-V



Month of May brought long
, hot days And now we have our summer holidays
School is closed and no set rules. Waking up late and
going to pool. Little homework , easy to be done
Playing with friends and lots of fun. Beautiful time
comes once in a year, Summer holidays are best days
ever!!

General Instructions to be followed:

- ✚ Download the holiday homework pages and complete the task.
- ✚ The work should be original and not copied from Internet.
- ✚ Creativity and originality of the work will be appreciated.
- ✚ The work will be graded.
- ✚ The work should be submitted to respective subject teachers once the school is reopened and dates regarding the same will be given to the students.
- ✚ Parents are requested to encourage their ward to do the home work independently.
- ✚ Charts, Presentations and Projects must be labelled properly indicating very clearly the Name____, Class____, Roll No____, and Subject_____.
- ✚ Try and converse in English on regular basis including magical words like- excuse me, sorry and please in your conversation.
- ✚ **Surprise Recapitulation** will be held in the month of July.
- ✚ Practice **Support Material** given for all the respective subjects.
- ✚ Kindly do all the holiday homework in respective subject notebooks.



Please drink loads of water and keep yourself hydrated,

Enjoy your break and come back to the school excited.

 **Five things to remember during summer**

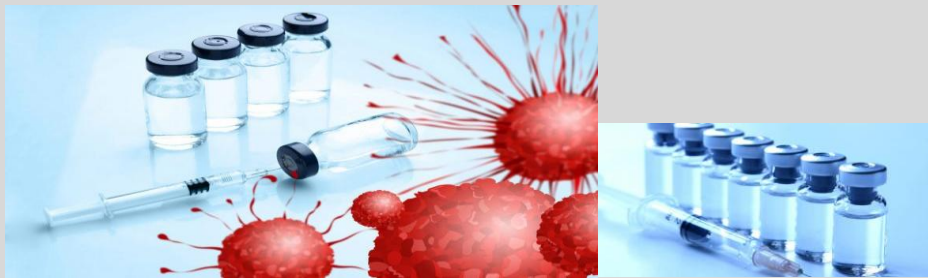
vacation:

WHILE YOUR PARENTS AND WE WANT YOU TO HAVE FUN DURING SUMMER BREAK, WE ALSO WANT YOU TO BE THINKERS AND DOERS. THE FOLLOWING GUIDELINES WILL HELP YOU TO BE BOTH, WHILE ENJOYING YOUR FREEDOM AT THE SAME TIME.

- 1. Find other ways of entertaining yourself than phones and TV, learn a musical instrument like guitar or keyboard, learn a hobby like origami or magic tricks, read novels, learn cooking, etc.**
- 2. For every hour of electronics, you give one hour of play time.**
- 3. If you are bored, help out at home (try out a new recipe, help your mom). This will also earn brownie points with your parents and help you realize the importance of organization and cleanliness.**
- 4. Reading is a must. Reading nurtures your soul. When you visit malls, make sure you drop in at a bookstore and pick books that interest you. Otherwise, read on Kindle.**
- 5. Make sure you make time for your parents: Watch a movie, go out on dinner, go for long walks and spend more time with your family than with your friends.**



- 1. Vaccinations are vital to prevent children from dangerous illnesses. Make an immunization or vaccination schedule on A4 sheet for the children from birth till the age of 12 years.**



- 2. Due to carelessness and negligence anyone can meet accidents. When an accident occurs, the injured person should be provided help immediately. Make 4 write ups(A4 Sheet) to deal with certain emergencies like burns, cuts and wounds, poisoning, nose bleeding, heat strokes, insect bite and fractures.**



3. Conduct a survey in your area/locality and find out if the children are suffering from any deficiency diseases. Prepare a list on an A-4 size sheet.

OR

Make a chart showing Do's and Don'ts for preventing spread of communicable diseases.

4. Learn Chapters: 1 and 2.

5. Complete the worksheets uploaded on Integral and paste the same in **Science Notebook.**

6. **Surprise Recapitulation will be held in the month of July for the Chapters: 1 and 2.**



1. Collect, compare and evaluate the information of IPL matches 2019, Team wise and Player wise. Write the names of the players who have scored maximum runs & minimum runs – write it in Indian and international system of numeration. Compare the runs scored by all the teams and find the

average. Write in ascending & descending order the runs scored by the top 5 teams.



The graphic is titled "IPL: FIVE HIGHEST TEAM TOTALS" with a "TOI" logo in the top right corner. It features a table with five rows, each representing a team's highest total score. Each row includes a team logo, the team name, the score, the opponent, and the year. The rows are: RCB (263/5) vs Pune Warriors (2013), RCB (248/3) vs Gujarat Lions (2016), CSK (246/5) vs Rajasthan Royals (2010), KKR (245/6) vs Kings XI Punjab (2018), and CSK (240/5) vs Kings XI Punjab (2008). The background of the graphic shows a cricket field at night.

TEAM	SCORE	AGAINST	YEAR
RCB	263/5	Pune Warriors	2013
RCB	248/3	Gujarat Lions	2016
CSK	246/5	Rajasthan Royals	2010
KKR	245/6	Kings XI Punjab	2018
CSK	240/5	Kings XI Punjab	2008

2. Find out the names and life spans of any 5 water animals. Write them in Roman Numerals (A-4 sheet). E.g. Blue Whale: 85 years = LXXXV years

3. Practice Chapters: 1 and 2.

4. Complete the worksheets uploaded on Integral and paste the same in **Math Notebook**.

5. **Surprise Recapitulation** will be held in the month of July for Chapters: 1 and 2.



The logo for "Social Science" features the words in a bold, black, sans-serif font. Behind the text are two overlapping circles, one teal and one orange, creating a Venn diagram effect.

Social Science

1. Revise all the chapters done so far.
2. Do the worksheets uploaded on the integral for the chapters done in the class.
3. **Paste the worksheets in Social Science Notebook.**
4. **Surprise recapitulation for the above mentioned chapters will be done in the month of July.**
5. Prepare a model or 3D chart on:
 - a. Tourist places and lifestyles of anyone Northern state of India. (Roll No. 1 to 15)
 - b. Tourist places and lifestyles of anyone Southern state of India. (Roll No. 16 to 30)



1. **Compose a short poem on any topic of your choice using rhyme scheme abab. (to be done on A-4 sheet)**



2. **“Honesty is the best policy “ write a story of your own keeping in the mind the above quote. (to be done on A-4 sheet)**

3. Read a story book and write the review of the story in the English Notebook including the following.

1. Title of the story.

2. Main characters

3. Moral of the story

4. Write one page daily for fifteen days in cursive handwriting in English Notebook.

5. Prepare a speech on “Global Warming” – (Inter House Public Speaking Competition)

6. Revise Chapters: 1 and 2 along with Poem: Be a friend.

7. Complete the worksheets uploaded on Integral and paste the same in English Notebook.

8. Surprise Recapitulation will be held in the month of July for Chapters: 1 and 2 along with Poem.



“वृक्षों के महत्त्व” पर पोस्टर मेकिंग कीजिए :-

: प्रतिदिन पंचतंत्र की कहानी पढ़कर उससे प्राप्त शिक्षा लिखिए :-

: प्रतिदिन एक सुलेख लिखिए :-

: किए गए कार्य का अभ्यास कीजिए :-

Sanskrit




संस्कृत -:

-: कीजिए निर्माण का शब्दकोश :

– पाठ : १ – संस्कृत वर्णमाला – पाठ , २ – वर्ण विच्छेद – ३- पाठ , अकारांत

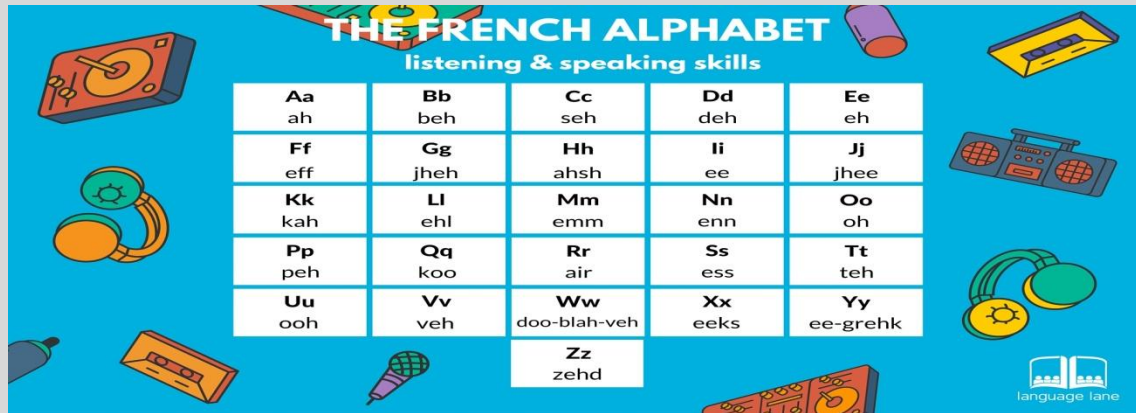
पुल्लिंग शब्द का कार्यपत्रिका की सहायता से अभ्यास कीजिए -:



- **Revise ch-1.**
- **Make a File (1/2 page) showing any 2 states of India and briefing its famous monuments (Ms-Word). Take a print out and paste in notebooks.**
- **Make a PowerPoint presentation on “Monuments In India” by using animations and designs.(Any 7 monuments)**



- 1) Learn and Make a chart on alphabets with pronunciation and pictures.
- 2) Learn and Make a chart on countings in French and English with pictures.
- 3) Learn and Make a chart on French greetings with pictures.
- 4) Talk to your friends and parents and use basic French greetings



Public Speaking Corner:

We all are hesitant to speak in Public at one point or other, but in this fast pace world it is very important to put your points confidently.

Let's indulge into the same:

“PREPARE A PAMPHLET ON THE IMPORTANCE OF BALANCED DIET AND DISTRIBUTE IT IN THE CLASS AND SHARE YOUR VIEWS ON THE SAME WITH CLASS TEACHER AND CLASSMATES”

Last but not the least.....

😊😊😊 ;-)





**FUN
BRAVE
PATIENT
HERO
WISE
CARING**



As we all know we recently celebrated Mother's Day at School. Indeed it was great fun together. It's time to shower love on your dad. Cheers to him for always being there with you, to protect you, to help you and ofcourse for being your best friend. On this Father's Day (16/6/19) let's do something for him and bring a big smile on his face.....Yaaaaaaaaaaaaaaaaaaaaa!!!!!!

ACTIVITY TO DO-

Decorate a Coffee Mug using Acrylic Paint and write a beautiful message for your dad onto it and paint it nicely. Gift this to your dad and watch his reaction. He will surely be amazed. Click pictures and spend your day with him. Paste those pictures on a A-4 sheet and paste it in your room and create memories.



Let's do some Yoga ☺





As we know that on 21st June we have International Yoga Day. Let's indulge ourselves into some fun activity-

Practice Meditation for 2 – 3 mins everyday and write its benefits on a A3 size sheet.

