



SUMMER HOLIDAYS HOMEWORK (2019-2020)

Class-III



General Instructions that are to be followed:

- Download the holiday homework pages and complete the task.
- Handwriting should be neat and legible.
- The holiday homework would be graded.
- The work should be original and not copied from internet.
- The assignments should be submitted to the respective subject teachers.
- Encourage your ward to do the assigned holiday homework independently.
- Try and converse in English on regular basis including magical words like- excuse me, sorry and please in your conversation.

- Practice **Support Material** given for all the respective subjects.
- Kindly do all the holiday homework in respective subject notebooks.
- **Surprise recapitulation** will be held in the month of July.



Month of May brought long, hot days And now we have our summer holidays
School is closed and no set rules Waking up late and going to pool. Little
homework, easy to be done Playing with friends and lots of fun. Beautiful time
comes once in a year, Summer holidays are best days ever!!

THIS SUMMER BREAK, TRY AND MAKE A DIFFERENCE.

- **Appreciate Nature-** Go for long walks in a park or garden with your family and friends. Adopt/Grow a plant.
- **Unravel the artist in you-** Create a new story, try a new recipe with your mother, learn a new song, play a new instrument.
- **Good manners are the key-** Respect your parents, grandparents and all elders. Use three magical words (Sorry, Please and Thank you) often. 'A little more courtesy goes a long way.'
- **Stay Fit, Stay Healthy-** Play your favourite game/ sport regularly. Develop in yourself the spirit of sportsmanship and sense of healthy competition.
- **Tête-à-tête-** Go for a long walk/drive with your family and friends. Learn from their experiences. They are a living story book.

MUST DO ☺ ☺

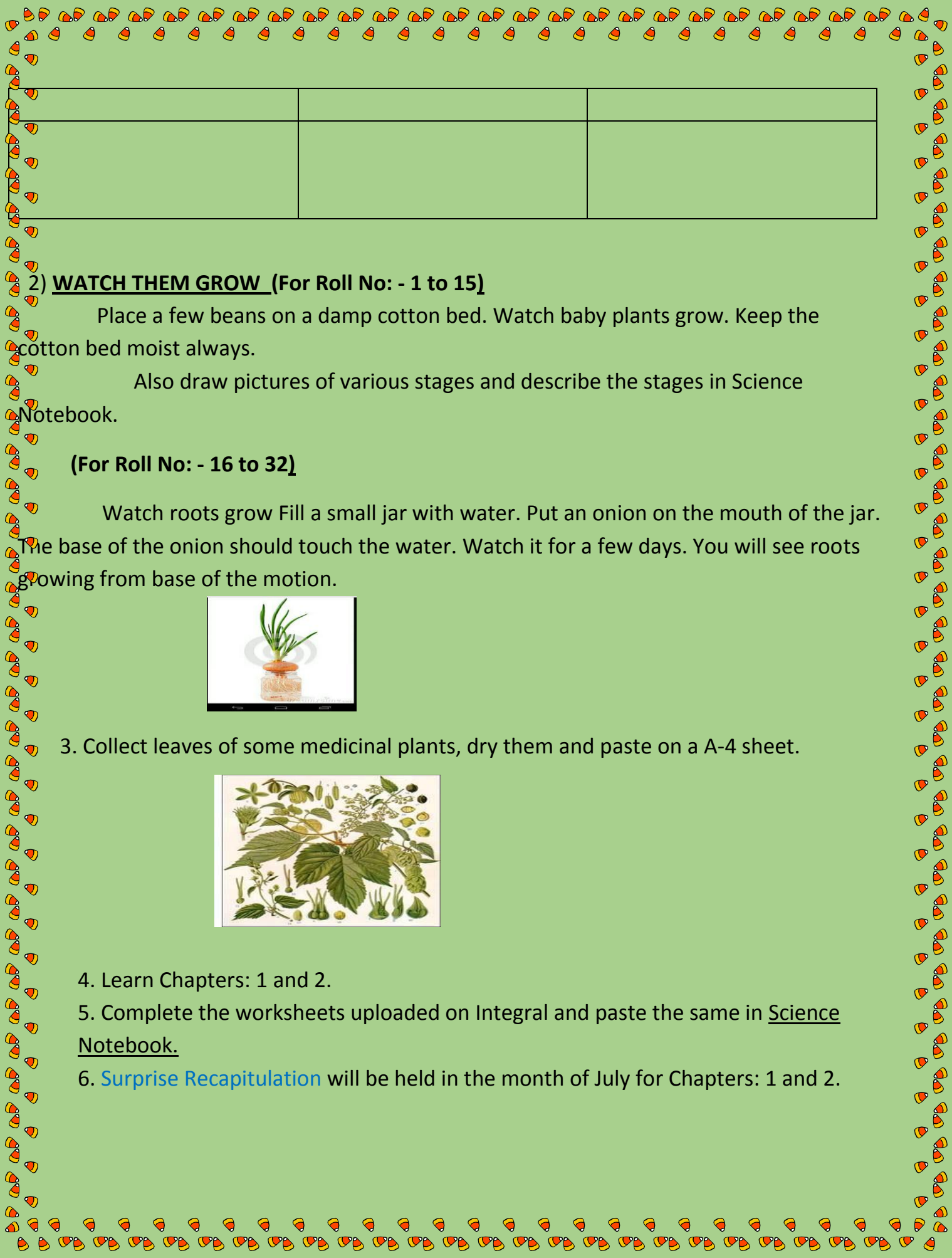
- *Eat healthy food and drink lots of water and juices*
- *Read newspaper every day. Watch channels like Discovery, Animal Planet and National Geographic.*



1) Write name of different domestic animals and pet animals, their food habits and uses of these animals.

(To be done on a A-4 sheet)

<u>Name of animals</u>	<u>Food habits</u>	<u>Uses</u>



2) **WATCH THEM GROW** (For Roll No: - 1 to 15)

Place a few beans on a damp cotton bed. Watch baby plants grow. Keep the cotton bed moist always.

Also draw pictures of various stages and describe the stages in Science Notebook.

(For Roll No: - 16 to 32)

Watch roots grow Fill a small jar with water. Put an onion on the mouth of the jar. The base of the onion should touch the water. Watch it for a few days. You will see roots growing from base of the motion.



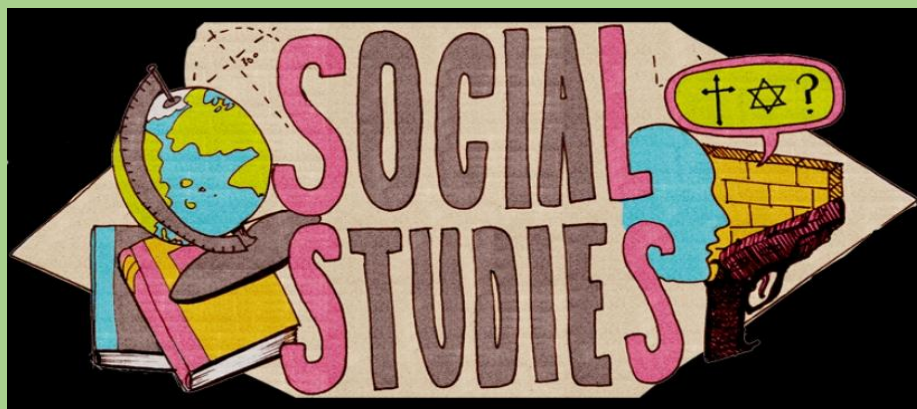
3. Collect leaves of some medicinal plants, dry them and paste on a A-4 sheet.



4. Learn Chapters: 1 and 2.

5. Complete the worksheets uploaded on Integral and paste the same in Science Notebook.

6. **Surprise Recapitulation** will be held in the month of July for Chapters: 1 and 2.



1. Visit and explore any one monument.

- Write 6-8 lines on what you saw there.
- Draw or paste a related picture too on an A-4 size sheet.



2. Make a project on solar system:

- It should include pictures of the sun and the eight planets.
- Collect any 1 fact/fun fact about each planet about each planet.
- Collect information about the dwarf planet 'Pluto'.



3. Complete the worksheets uploaded on Integral and paste the same in Social Science Notebook.

4. Learn Chapters: 1 & 4.

5. Surprise Recapitulation will be held in the month of July for Chapters: 1 & 4.



- ❖ अपने प्रिये खेल के बारे में लिखे और चित्र भी चिपकाएं (**On A-4 sheet**)
- ❖ पर्यायवाची शब्द याद करो और उस पर चार्ट बनाओ (कोई भी दस पर्यायवाची शब्द)
- ❖ विलोम शब्द याद करो और उस पर चार्ट बनाओ (कोई भी दस विलोम शब्द)
- ❖ रोज एक सुलेख लिखो
- ❖ **Complete the worksheets uploaded on Integral and paste the same in Hindi Notebook.**
- ❖ Surprise Recapitulation will be held in the month of July.



❖ Shape Games


Make a Garden or a village scene on A-3 size sheet by using colourful geometrical shapes.

❖ **Go for an outing with your family. Click photographs and collect the following information:**

- 1. Distance travelled**
- 2. Travelling time**
- 3. Ticket fare**
- 4. Number of people**
- 5. Mode of transport used**

❖ **Learn and write tables 2-12 in the Math Notebook.**

❖ **Use ice-cream sticks and make a chart on Roman numerals.**



❖ **Complete the worksheets uploaded on Integral and paste the same in Math Notebook.**

❖ **Practice Ch-1 and 2.**

❖ **Surprise Recapitulation** will be held in the month of **July for Chapters: 1 and 2.**



- Write fifteen pages handwriting in cursive in your **English Notebook**.
- Suppose you meet a fairy and she grants you three wishes. What are the three things you would ask from her ? Write in the form of a dialogues.
- Prepare 10 lines on My Pet and write it down in English Notebook.
- Revise Chapters: 1 and 2 along with Poem: Cookies for Santa.
- Complete the worksheets uploaded on Integral and paste the same in **English Notebook**.
- **Surprise Recapitulation** will be held in the month of July for the Chapters: 1 and 2 along with the poem.



COMPUTER

- 1.Revise Ch-1.
2. Draw the food chain or Birthday Poster(any one) in Tux Paint. Take a colored printout and paste it in Computer Notebook.

3. Complete the worksheets uploaded on Integral and paste the same in Computer Notebook.

Public Speaking Corner:

We all are hesitant to speak in Public at one point or other, but in this fast pace world it is very important to put your points confidently.

Let's indulge into the same:

“ PREPARE A CHART ON THE IMPORTANCE OF SAFETY RULES AND SHARE YOUR VIEWS ON THE SAME IN CLASS WITH CLASS TEACHER AND CLASSMATES. MENTION ANY THREE POINTS WHILE SHOWING YOUR CHART WHICH ARE OF UTMOST IMPORTANT AND SHOULD BE FOLLOWED IN SCHOOL.”

Last but not the least.....

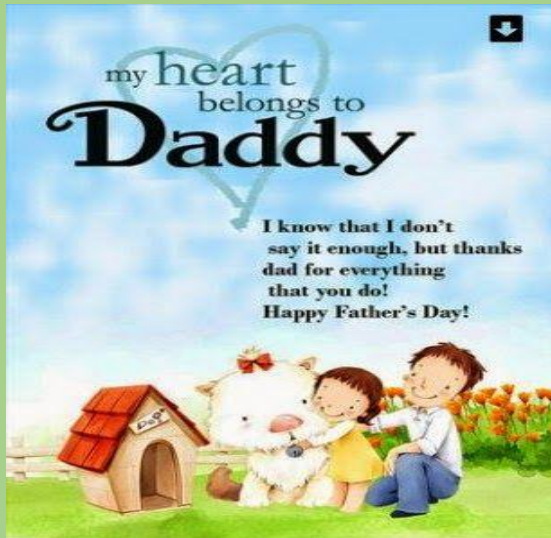


**FUN
BRAVE
PATIENT
HERO
WISE
CARING**



As we all know we recently celebrated Mother's Day at School. Indeed it was great fun together. It's time to shower love on your dad. Cheers to him for always being there with you, to

protect you, to help you and ofcourse for being your best friend. On this Father's Day (16/6/19) let's do something for him and bring a big smile on his face.....Yaaaaaayyyyyyyyyyyyy!!!!!!!




Activity on Father's day

Make a wall hanging and write 5 things you love the most about your father on the wall hanging.

- **Use decorative material**
- **Ice-cream sticks**
- **Colorful ribbon**



Let's do some Yoga 😊😊😊😊



As we know that on 21st June we have International Yoga Day. Let's indulge ourselves into some fun activity-

Talk to your parents about What is Yoga? Get into a discussion with them about the various health benefits yoga provides you. Learn any two yoga poses and share your views with your Class Teacher and Classmates once the school reopens.



