

HOW TO WRITE ROLL NUMBER IN ANSWER BOOK

- ◆ Roll Number of both Classes-X and XII will either start from '1' or from '2'.
- ◆ Digit '1' or '2' represent a special information
- ◆ Answer Book is having the space for writing 7 digits
- ◆ However, in 2020, Roll Number is of 8 digits
- ◆ Then how to write the Roll Number in Answer Book
- ◆ Write 1 or 2 before the box
- ◆ Darken the place below 1 or 2 in 1st or 2nd line

METHOD OF WRITING R.NO. WHEN ROLL NO. IS STARTING FROM 1








Example-R.No.- 11133323

अनुक्रमांक Roll No .

1	1	1	1	1	1	1
2	2	2	2	2	2	2
3	3	3	3	3	3	3
4	4	4	4	4	4	4
5	5	5	5	5	5	5
6	6	6	6	6	6	6
7	7	7	7	7	7	7
8	8	8	8	8	8	8
9	9	9	9	9	9	9
0	0	0	0	0	0	0

1



1	1	3	3	3	2	3
						
						
						

METHOD OF WRITING R.NO. WHEN ROLL NO. IS STARTING FROM 2

R.No.- 26645242

2

6

6

4

5

2

4

2

अनुक्रमांक Roll No .

1	1	1	1	1	1	1
2	2	2	2	2	2	2
3	3	3	3	3	3	3
4	4	4	4	4	4	4
5	5	5	5	5	5	5
6	6	6	6	6	6	6
7	7	7	7	7	7	7
8	8	8	8	8	8	8
9	9	9	9	9	9	9
0	0	0	0	0	0	0



METHOD OF WRITING R.NO.

R.No.- XXXXXXXX

X	X	X	X	X	X	X
1	1	1	1	1	1	1
2	2	2	2	2	2	2

अनुक्रमांक Roll No .

1	1	1	1	1	1	1
2	2	2	2	2	2	2
3	3	3	3	3	3	3
4	4	4	4	4	4	4
5	5	5	5	5	5	5
6	6	6	6	6	6	6
7	7	7	7	7	7	7
8	8	8	8	8	8	8
9	9	9	9	9	9	9
0	0	0	0	0	0	0